

October 2016

Contents:

- WA State Flu Update
- 2016 Reportable Conditions to date, Chelan & Douglas Counties

CHELAN-DOUGLAS PUBLIC HEALTH



Current Conditions of Interest

"Always Working for a Safer and Healthier Community"


**TO REPORT A
NOTIFIABLE
CONDITION:**

Phone (509) 886-6400

Fax (509) 886-6478


After hours call:

(509) 886-6499



Washington State Influenza Update

Week 40: October 2, 2016—October 8, 2016
Washington State Department of Health, Communicable Disease Epidemiology



State Summary: Flu activity is low

- Two lab-confirmed influenza deaths have been reported for the 2016-2017 season to date.
- During week 40, 13 out of 289 specimens (4.5%) were tested by the World Health Organization/National Respiratory and Enteric Virus Surveillance System (WHO/NREVSS) collaborating laboratories in Washington were positive for influenza, 11 influenza A (H3N2), one influenza A (2009 H1N1), and one influenza A not subtyped.
- During week 40, the proportion of outpatient visits for influenza-like illness (ILI) was 0.3 percent, below the baseline of 1.1 percent.
- Influenza is characterized as sporadic in Washington.

Reported Laboratory-Confirmed Influenza-Associated Deaths

Two laboratory-confirmed influenza death has been reported since week 30 of 2016 (the beginning of the 2016-2017 influenza season). Both deaths were attributed to influenza A.

Table 3: Number and rate of reported laboratory-confirmed influenza-associated deaths by age group, Washington, 2016-2017 season to date

Age Group (in years)	Number of Deaths	Death Rate (per 100,000 population)
0-4	0	0
5-24	0	0
25-49	0	0
50-64	1	0.07
65+	1	0.1
Total	2	0.03

More information can be found at the [Washington State Influenza Surveillance Data](#) pages



Visit our Facebook page



Chelan-Douglas Health
District Web Pages



CHELAN-DOUGLAS PUBLIC HEALTH

October 2016 Current Conditions of Interest

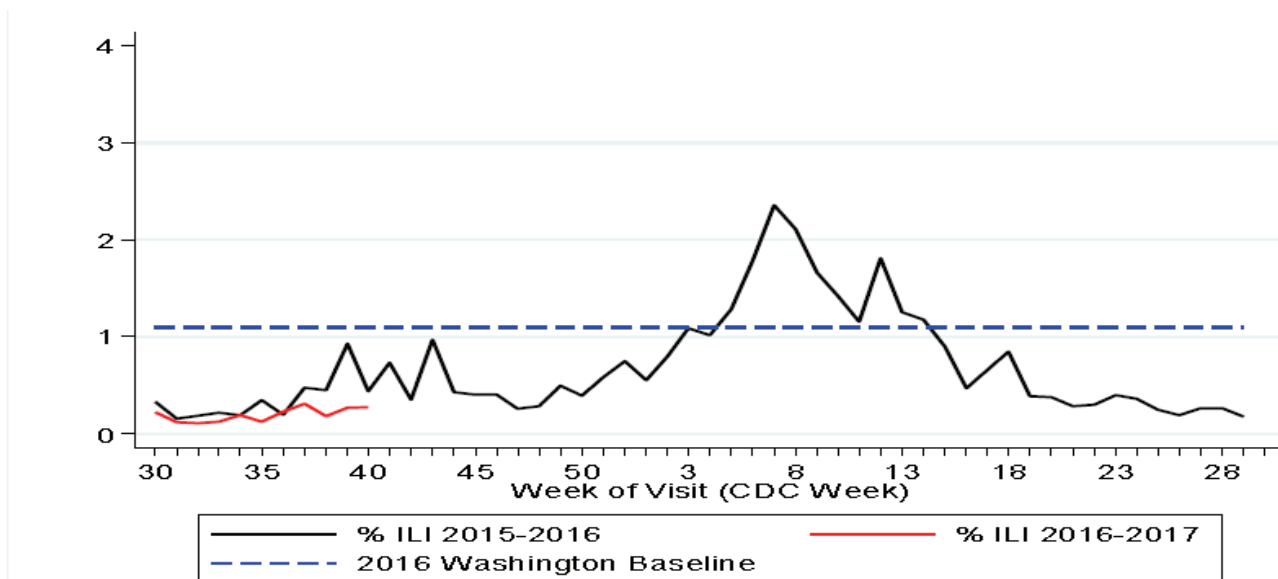
Washington State Influenza Update

Week 40: October 2, 2016—October 8, 2016
 Washington State Department of Health, Communicable Disease Epidemiology

Outpatient Influenza-like Illness Surveillance Network (ILINet) Data

ILI is defined as fever (temp $\geq 100^{\circ}\text{F}/37.8^{\circ}\text{C}$) plus cough and/or sore throat. During week 40, 38 sentinel providers in Washington reported data through the U.S. Outpatient Influenza-like Illness Surveillance Network (ILINet). Of 5,496 visits reported, 15 (0.3%) were due to ILI, below the baseline of 1.1%.

Figure 3. Percentage of ILI Visits Reported by Sentinel Providers, Washington, 2014–2016



Laboratory Data

World Health Organization (WHO) & National Respiratory and Enteric Virus Surveillance System (NREVSS)

Seven laboratories in Washington participate in the WHO/NREVSS surveillance network, along with other laboratories nationwide that test WA residents for influenza. WHO/NREVSS laboratory data for WA residents are shown in the following table and figure. For the 2016-2017 season, CDC is reporting influenza B lineages (Yamagata—abbreviated Yam and Victoria—abbreviated Vic), as well as B (lineage not performed).

Table 1: Washington Influenza Specimens — Weekly & Cumulative

Week	No. Labs Reporting	A (H1)	A (2009 H1N1)	A (H3N2)	A (Unable to subtype)	A (Subtyping not performed)	B	BYam	BVic	Total # Tested	% Flu Positive
32	6	0	0	1	0	1	0	0	0	196	1.0
33	8	0	0	1	0	0	0	0	0	187	0.5
34	6	0	0	1	0	1	0	0	0	196	1.0
40	7	0	1	11	0	1	0	0	0	289	4.5



CHELAN-DOUGLAS PUBLIC HEALTH

October 2016 Current Conditions of Interest

2016 Reportable Conditions to Date, Chelan-Douglas Counties

2016	Jan	Feb	Mar	Apr	May	June	July	Aug	Sept	Oct	Nov	Dec	Totals
Chronic HCV	6	8	9		3	3	2	3	6				40
Campy		1	1	1	2	5	3	1					14
Salmonella	1	1	2	1			1		2				8
Shigella						1	1						2
E.coli									1				1
Giardia	2					1	2	4	1				10
Chronic HBV	1		1					1					3
Rabies Propy							1	4	5				10
Pertussis				1									1
Legionella			1						1				2
Influenza Death			1										1
TB Disease				1	1			1					3
Cocci							2		1				3
Vibrio parahaemolyticus								1					1
													99
Not reported	32	33	29	32	19	29	14	29	29				246
OOJ	8	9	15	15	12	16	6	12	19				112

Not reported: cases investigated but did not meet case definition for reporting.

OOJ (out of jurisdiction): cases investigated but found to belong to another jurisdiction (county). Cases are reported by

2016	CT	HSV	GC	LGV	Syp	HIV
JAN	37	0	7	0	1	2
FEB	36	0	1	0	2	0
MAR	47	1	5	0	1	2
APR	38	3	5	0	1	0
MAY	40	2	6	0	1	2
JUN	27	1	7	0	1	0
JUL	28	0	4	0	1	1
AUG	33	1	2	0	1	0
SEP	27	0	1	0	1	0
OCT						
NOV						
DEC						
	313	8	38	0	10	7

CT=Chlamydia, HSV=Herpes simplex virus,
GC=Gonorrhea, LGV=Lymphogranuloma venereum,
Syp= Syphilis

Washington State Reportable Conditions Posters by Reporter

- [Health Care Provider](#)
- [Health Care Facility](#)
- [Clinical Laboratory](#)
- [Veterinarians](#)

[Washington State Reportable Conditions Reporting Forms and Guidelines](#)

TO REPORT A NOTIFIABLE CONDITION:

Phone (509) 886-6400 Fax (509) 886-6478

After hours call: (509) 886-6499