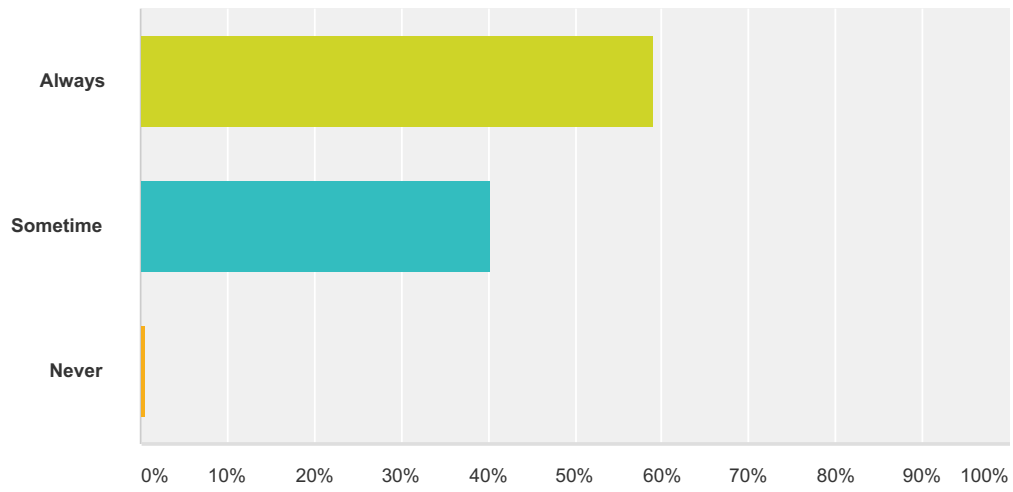


### Q1 Are you proud to be living in your community?

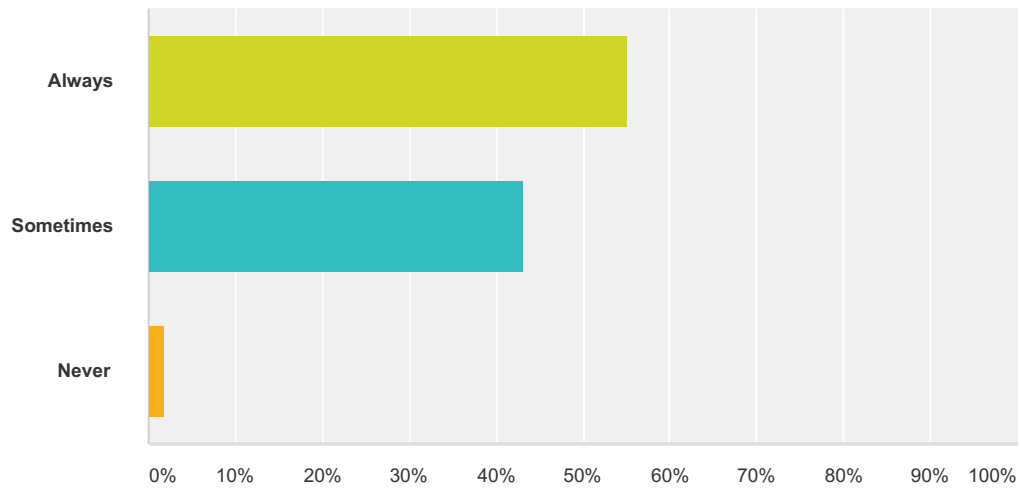
Answered: 169 Skipped: 0



Answer Choices	Responses
Always	59.17% 100
Sometime	40.24% 68
Never	0.59% 1
<b>Total</b>	<b>169</b>

## Q2 Do you feel you can contribute to making your community healthier?

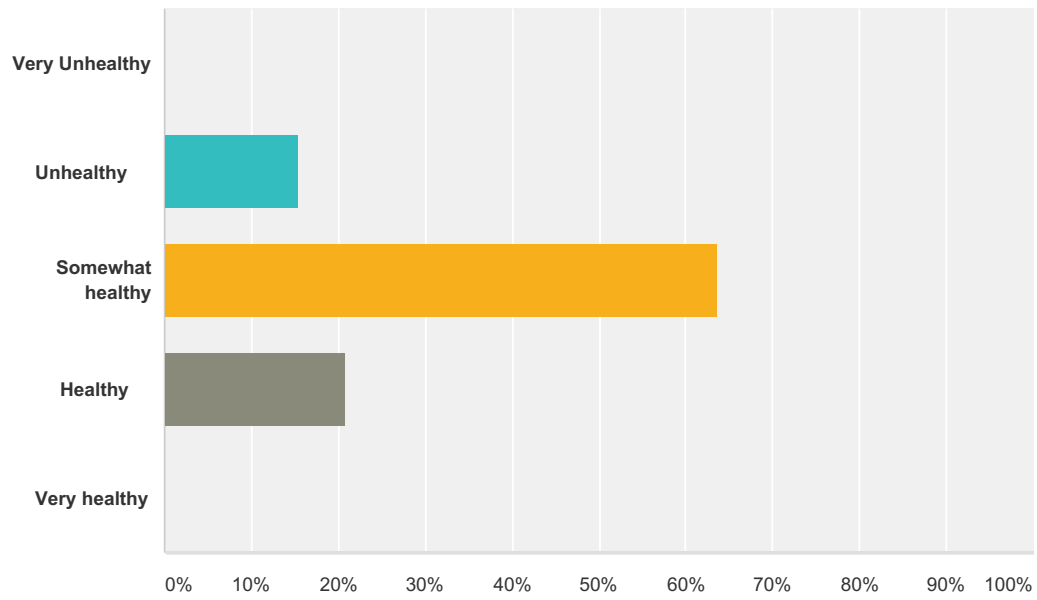
Answered: 169 Skipped: 0



Answer Choices	Responses
Always	55.03% 93
Sometimes	43.20% 73
Never	1.78% 3
<b>Total</b>	<b>169</b>

### Q3 How would you rate the health of your community?

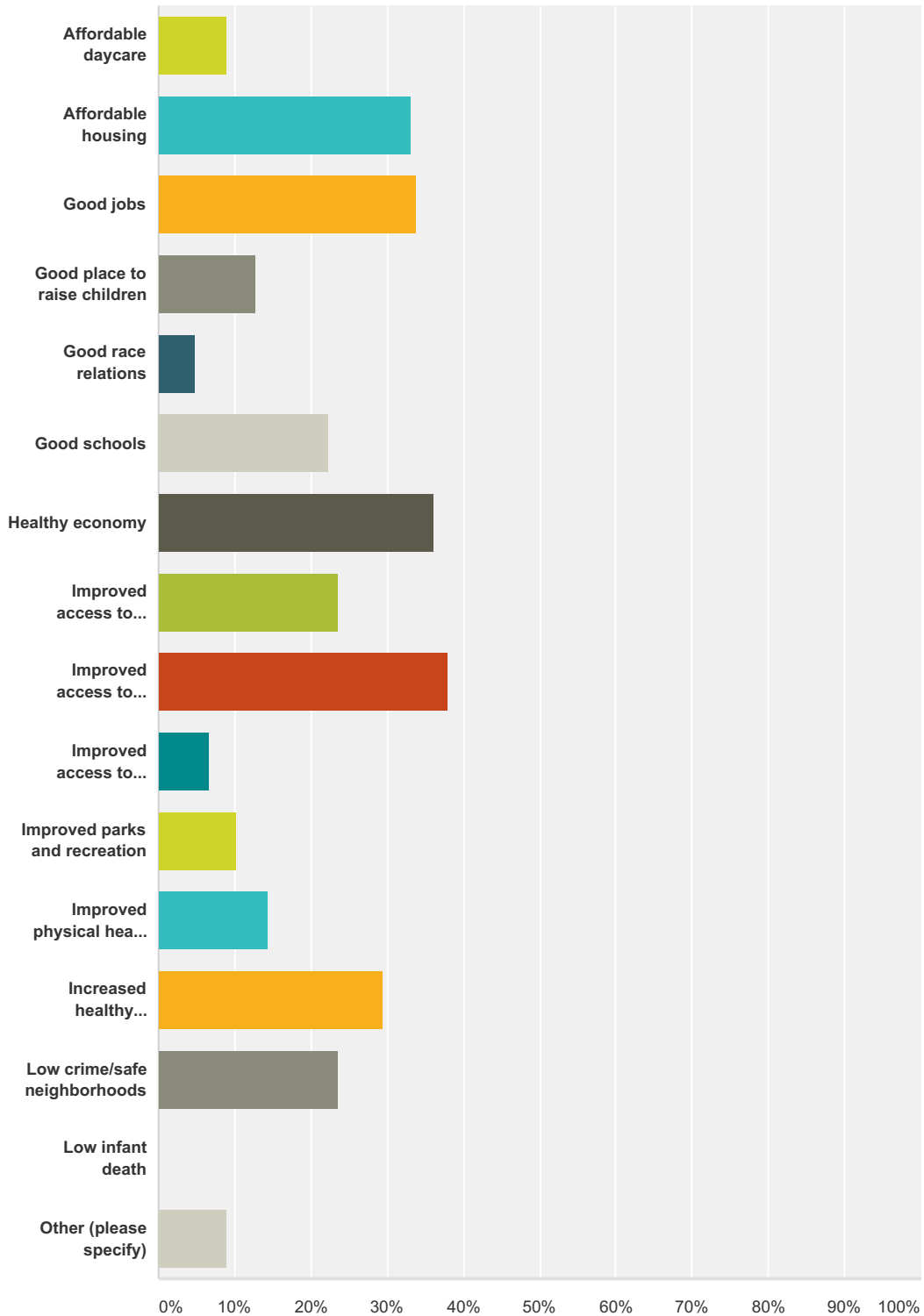
Answered: 168 Skipped: 1



Answer Choices	Responses	Count
Very Unhealthy	0.00%	0
Unhealthy	15.48%	26
Somewhat healthy	63.69%	107
Healthy	20.83%	35
Very healthy	0.00%	0
<b>Total</b>		<b>168</b>

### Q4 In the following list, what do you think are the three most important factors that will improve the quality of life in your community?

Answered: 166 Skipped: 3

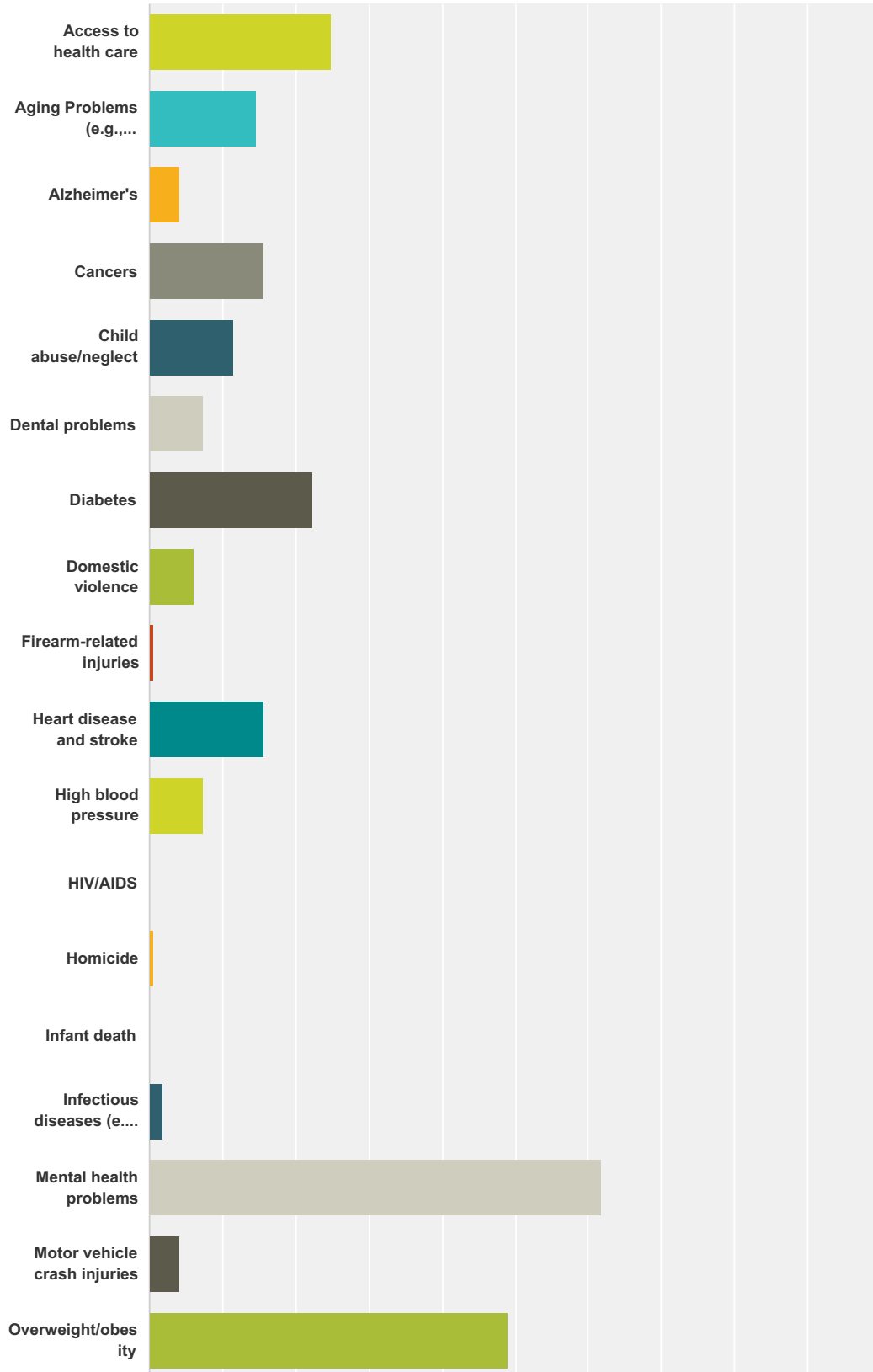


## CHNA - Community Themes and Strengths Assessment

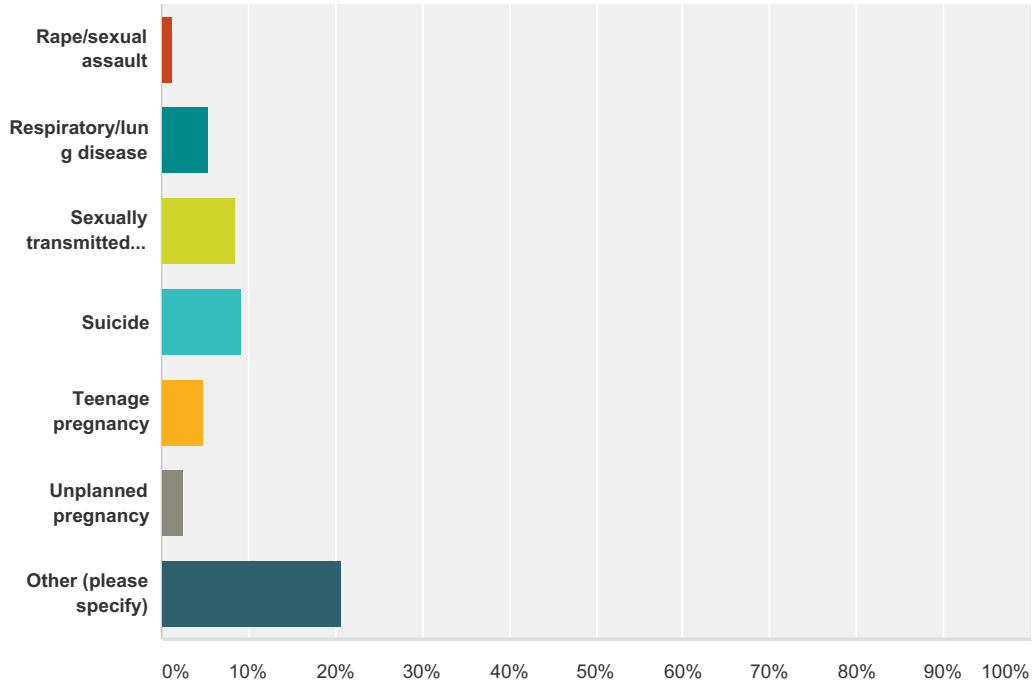
Answer Choices	Responses	
Affordable daycare	9.04%	15
Affordable housing	33.13%	55
Good jobs	33.73%	56
Good place to raise children	12.65%	21
Good race relations	4.82%	8
Good schools	22.29%	37
Healthy economy	36.14%	60
Improved access to health care	23.49%	39
Improved access to mental health care	37.95%	63
Improved access to transportation	6.63%	11
Improved parks and recreation	10.24%	17
Improved physical health and well-being	14.46%	24
Increased healthy behaviors	29.52%	49
Low crime/safe neighborhoods	23.49%	39
Low infant death	0.00%	0
Other (please specify)	9.04%	15
<b>Total Respondents: 166</b>		

**Q5 In the following list, what do you think are the three most important "health problems" that impact your community?**

Answered: 165 Skipped: 4



## CHNA - Community Themes and Strengths Assessment



Answer Choices	Responses	Count
Access to health care	24.85%	41
Aging Problems (e.g., arthritis, hearing/vision problems)	14.55%	24
Alzheimer's	4.24%	7
Cancers	15.76%	26
Child abuse/neglect	11.52%	19
Dental problems	7.27%	12
Diabetes	22.42%	37
Domestic violence	6.06%	10
Firearm-related injuries	0.61%	1
Heart disease and stroke	15.76%	26
High blood pressure	7.27%	12
HIV/AIDS	0.00%	0
Homicide	0.61%	1
Infant death	0.00%	0
Infectious diseases (e.g. hepatitis, TB)	1.82%	3
Mental health problems	61.82%	102
Motor vehicle crash injuries	4.24%	7
Overweight/obesity	49.09%	81
Rape/sexual assault	1.21%	2

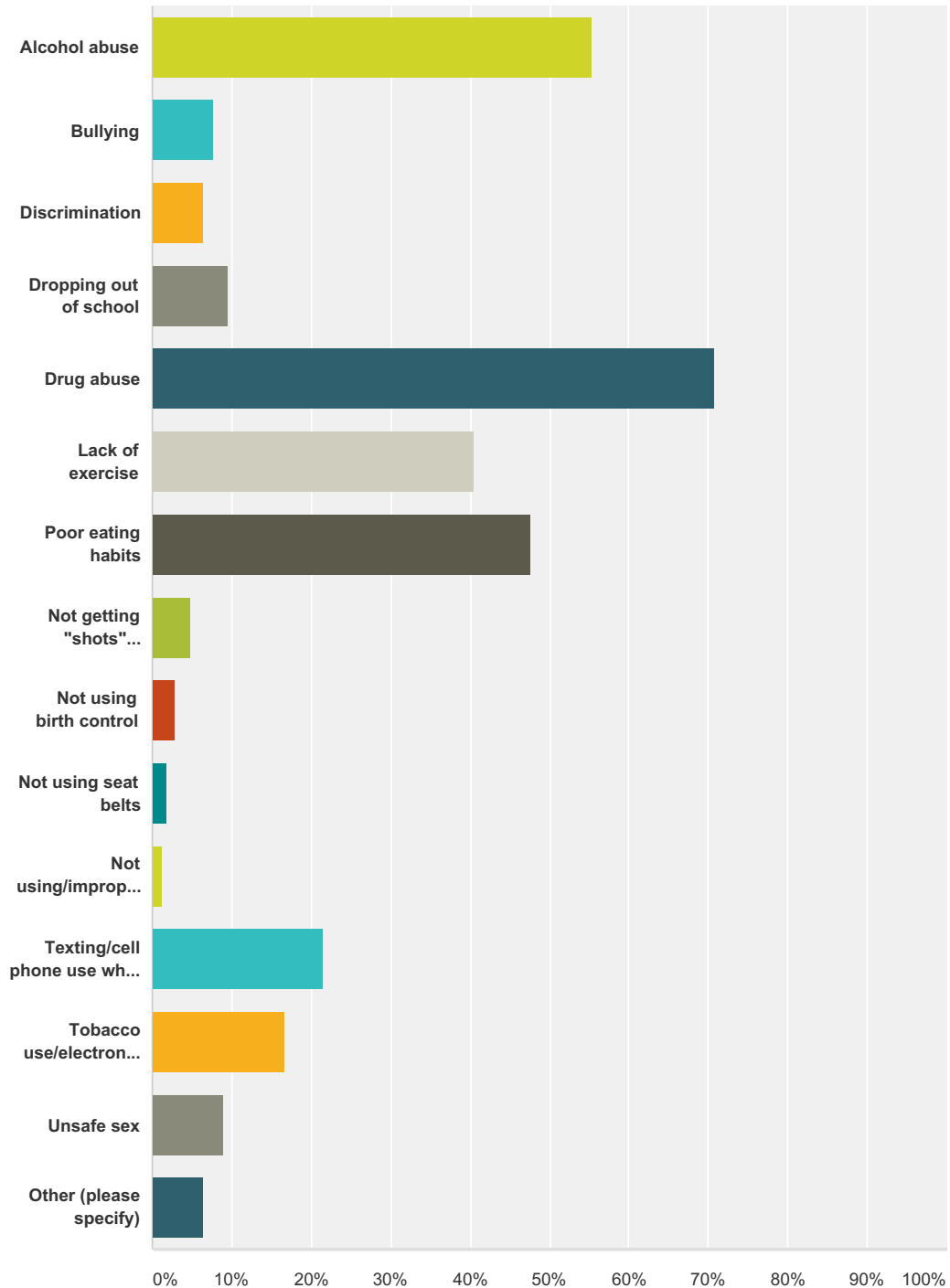
## CHNA - Community Themes and Strengths Assessment

Respiratory/lung disease	5.45%	9
Sexually transmitted diseases (STD's)	8.48%	14
Suicide	9.09%	15
Teenage pregnancy	4.85%	8
Unplanned pregnancy	2.42%	4
Other (please specify)	20.61%	34
<b>Total Respondents: 165</b>		



**Q6 In the following list, what do you think are the three most important "unhealthy behaviors" seen in your community? (those behaviors that have the greatest impact on overall health)**

Answered: 168 Skipped: 1



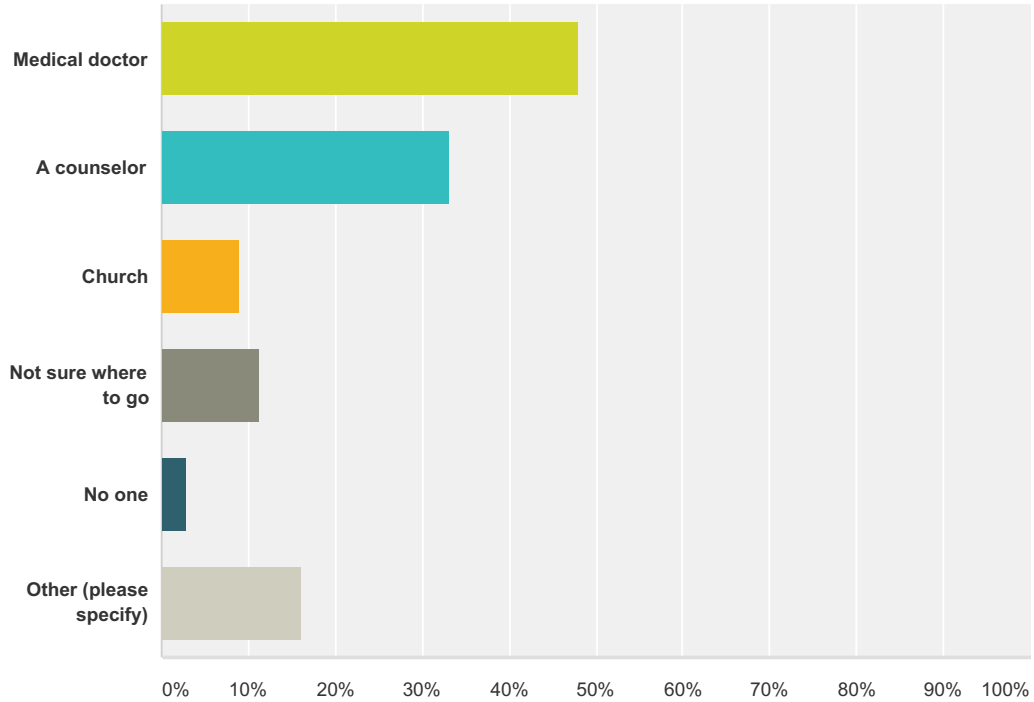
Answer Choices	Responses
----------------	-----------

## CHNA - Community Themes and Strengths Assessment

Alcohol abuse	55.36%	93
Bullying	7.74%	13
Discrimination	6.55%	11
Dropping out of school	9.52%	16
Drug abuse	70.83%	119
Lack of exercise	40.48%	68
Poor eating habits	47.62%	80
Not getting "shots" (immunizations/vaccines) to prevent disease	4.76%	8
Not using birth control	2.98%	5
Not using seat belts	1.79%	3
Not using/improper use of child safety seats	1.19%	2
Texting/cell phone use while driving	21.43%	36
Tobacco use/electronic cigarette use	16.67%	28
Unsafe sex	8.93%	15
Other (please specify)	6.55%	11
<b>Total Respondents: 168</b>		

**Q7 If you or someone in your community had a mental health problem (anxiety, depression, etc.) where would you go to get help?**

Answered: 169 Skipped: 0



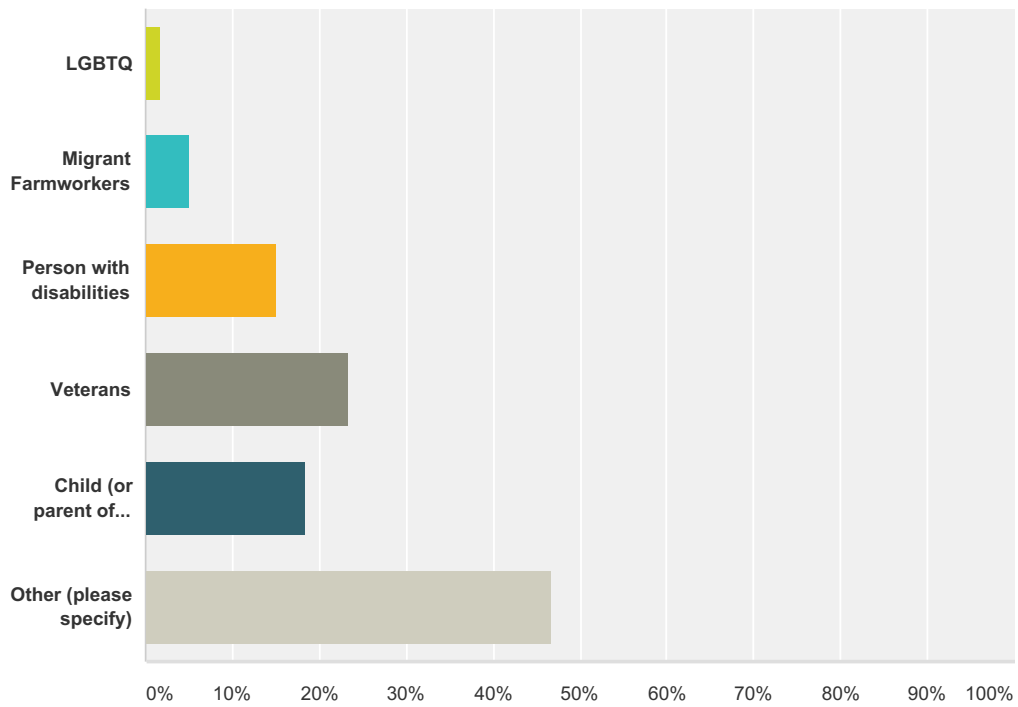
Answer Choices	Responses
Medical doctor	47.93% 81
A counselor	33.14% 56
Church	8.88% 15
Not sure where to go	11.24% 19
No one	2.96% 5
Other (please specify)	15.98% 27
<b>Total Respondents: 169</b>	

**Q8 Is there anything else you would like to add about the health of your community?**

Answered: 57 Skipped: 112

### Q9 Do you consider yourself a member of one of these populations?

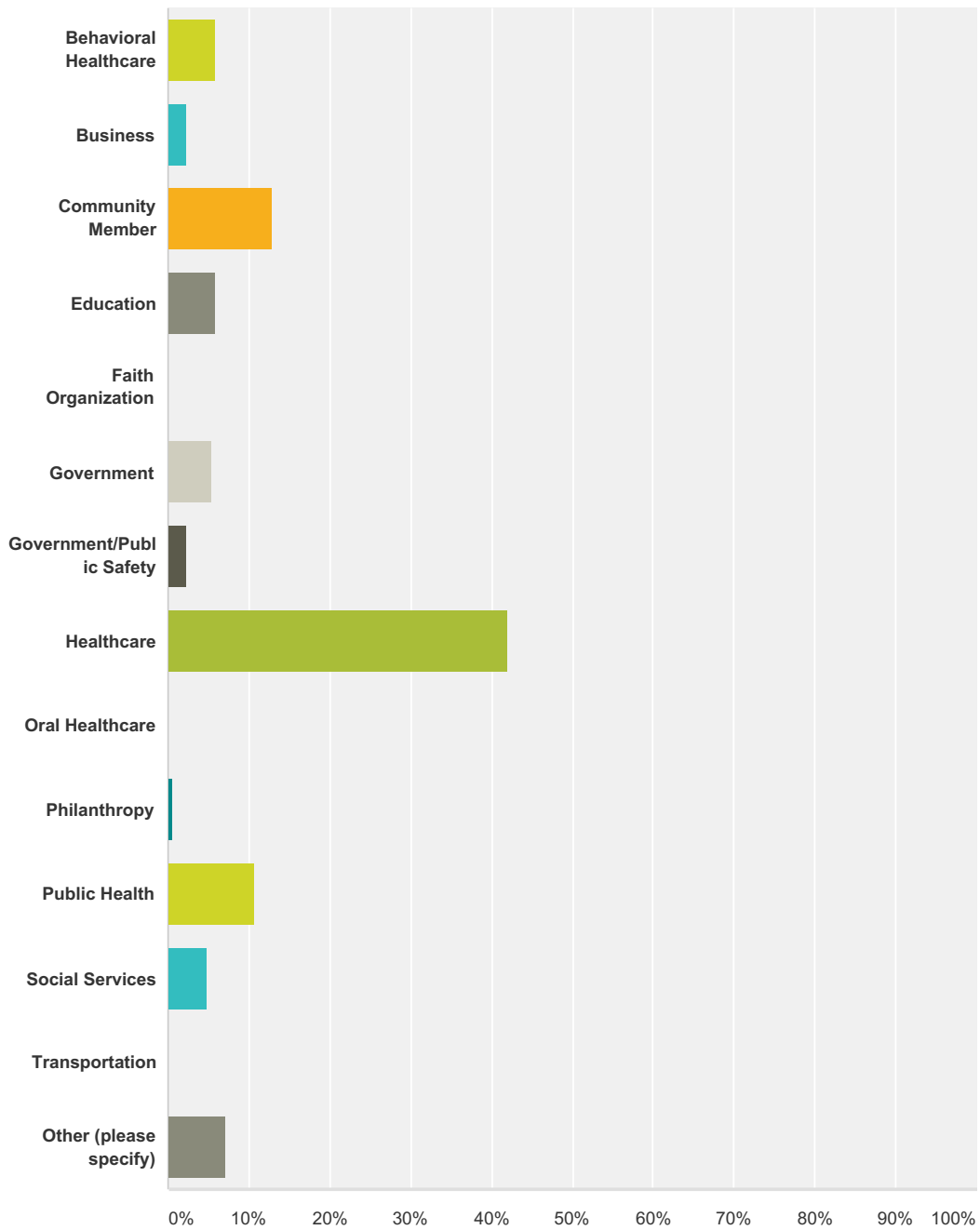
Answered: 60 Skipped: 109



Answer Choices	Responses
LGBTQ	1.67% 1
Migrant Farmworkers	5.00% 3
Person with disabilities	15.00% 9
Veterans	23.33% 14
Child (or parent of child) with special health care needs	18.33% 11
Other (please specify)	46.67% 28
<b>Total Respondents: 60</b>	

### Q10 What sector do you or your organization represent?

Answered: 169 Skipped: 0



Answer Choices	Responses
Behavioral Healthcare	5.92% 10
Business	2.37% 4
Community Member	13.02% 22
Education	5.92% 10

## CHNA - Community Themes and Strengths Assessment

Faith Organization	0.00%	0
Government	5.33%	9
Government/Public Safety	2.37%	4
Healthcare	42.01%	71
Oral Healthcare	0.00%	0
Philanthropy	0.59%	1
Public Health	10.65%	18
Social Services	4.73%	8
Transportation	0.00%	0
Other (please specify)	7.10%	12
<b>Total</b>		<b>169</b>

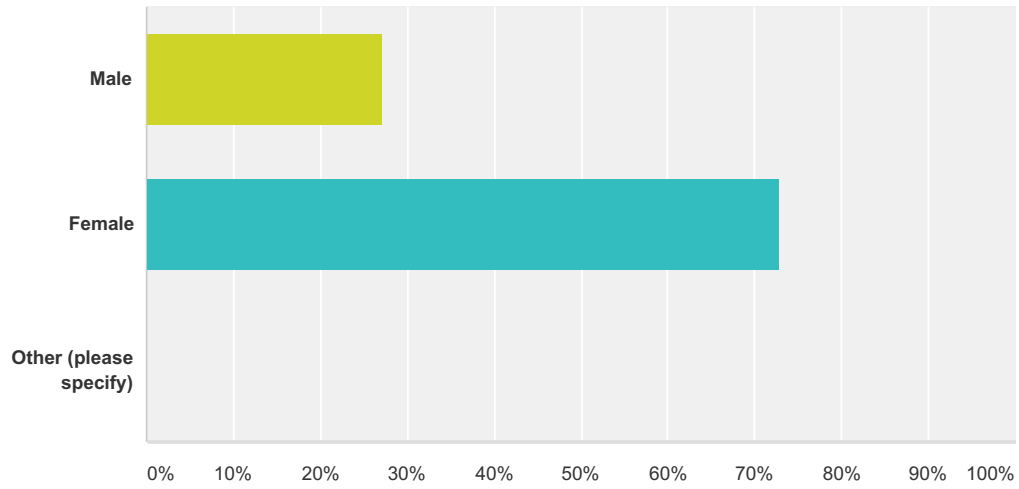
**Q11 What is your zip code?**

Answered: 169 Skipped: 0



### Q12 Sex:

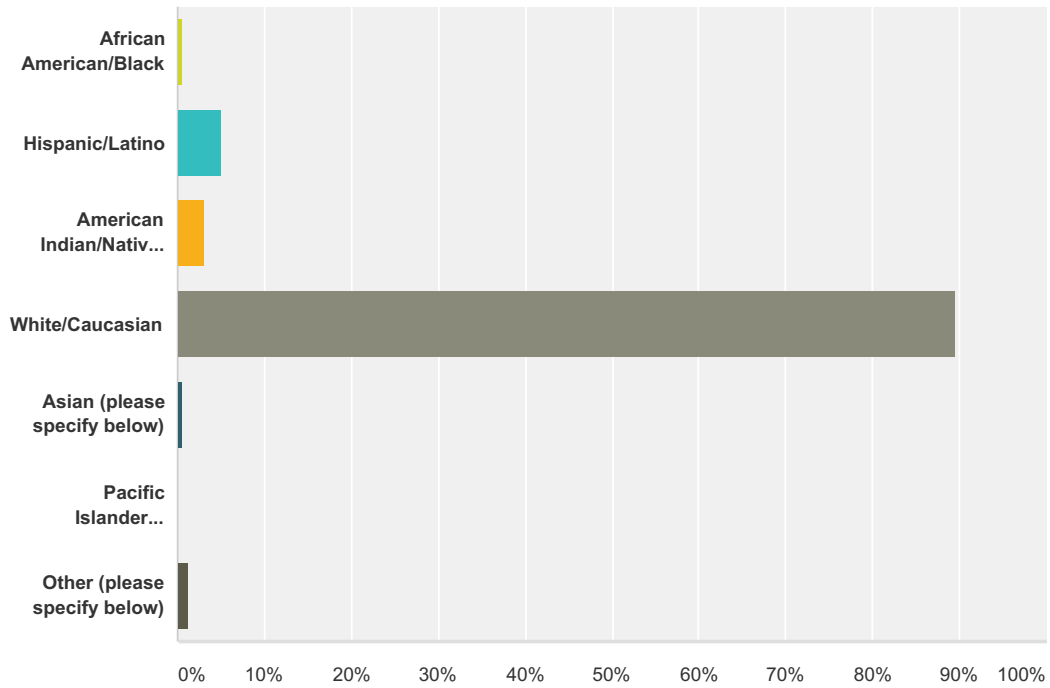
Answered: 166 Skipped: 3



Answer Choices	Responses	Count
Male	27.11%	45
Female	72.89%	121
Other (please specify)	0.00%	0
<b>Total</b>		<b>166</b>

### Q13 Race/Ethnicity:

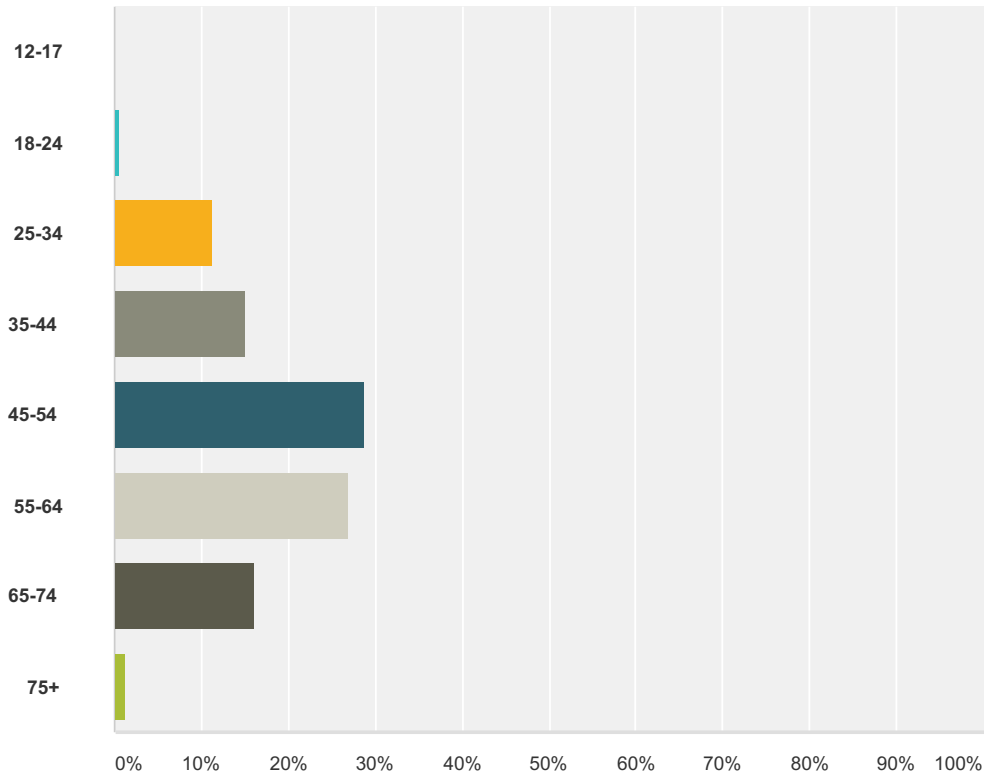
Answered: 163 Skipped: 6



Answer Choices	Responses
African American/Black	0.61% 1
Hispanic/Latino	4.91% 8
American Indian/Native American	3.07% 5
White/Caucasian	89.57% 146
Asian (please specify below)	0.61% 1
Pacific Islander (please specify below)	0.00% 0
Other (please specify below)	1.23% 2
<b>Total</b>	<b>163</b>

### Q14 What is your age group?

Answered: 167 Skipped: 2



Answer Choices	Responses
12-17	0.00% 0
18-24	0.60% 1
25-34	11.38% 19
35-44	14.97% 25
45-54	28.74% 48
55-64	26.95% 45
65-74	16.17% 27
75+	1.20% 2
<b>Total</b>	<b>167</b>